

An aerial photograph of a surfer riding a wave. The surfer is positioned on the right side of the frame, riding a wave that is breaking from left to right. The water is a deep blue-green color, and the white foam of the wave is prominent. The surfer is wearing a dark wetsuit and is leaning forward, holding their surfboard. The overall scene is dynamic and captures the energy of surfing.

**VANTECH**

**2020/2021  
COLLECTION**

**VANTECH**

—  
**HAINING  
WANSHUN NEW MATERIALS CO.,LTD**


—  
No 3 Yuebao RD,Qianjiang Park,Dingqiao,  
Haining31440,Zhejiang Province

Tel: +86 573 8926 9096

E-mail: [info@vantech-tex.com](mailto:info@vantech-tex.com)



**HOW TO GET A DREAM!**





# VANTECH

WANSHUN New Materials Co.,LTd is professional supplier, from producing the material-Drop stitch fabric to the final Board series. Our high quality material with various designs own the best- selling worldwide, especially in Europe, USA and Australia.

Stand Up Paddling, Paddle boarding, Paddle surfing, SUP- Whatever you choose to call it, there's something magical about the simple act of walking on water. And unlike other board sports that demand hours and hours of practice to become proficient, SUP is easy to learn, simple to do and incredibly FUN.It appeals equally to men and women, young and old, families, fitness freaks, thrill- seekers, yogis, or anyone curious enough to give it a try, Once 'on board', SUP offers a uniquely elevated perspective on the water and is perfect way to explore secluded,hidden coves and coastlines.

Our goals are highest quality, best service, and most efficiency. Welcome domestic and international customer business negotiations and long-term cooperation.

## CONTENTS

02  
SUP



14  
SAIL BOARD




16  
BOATS



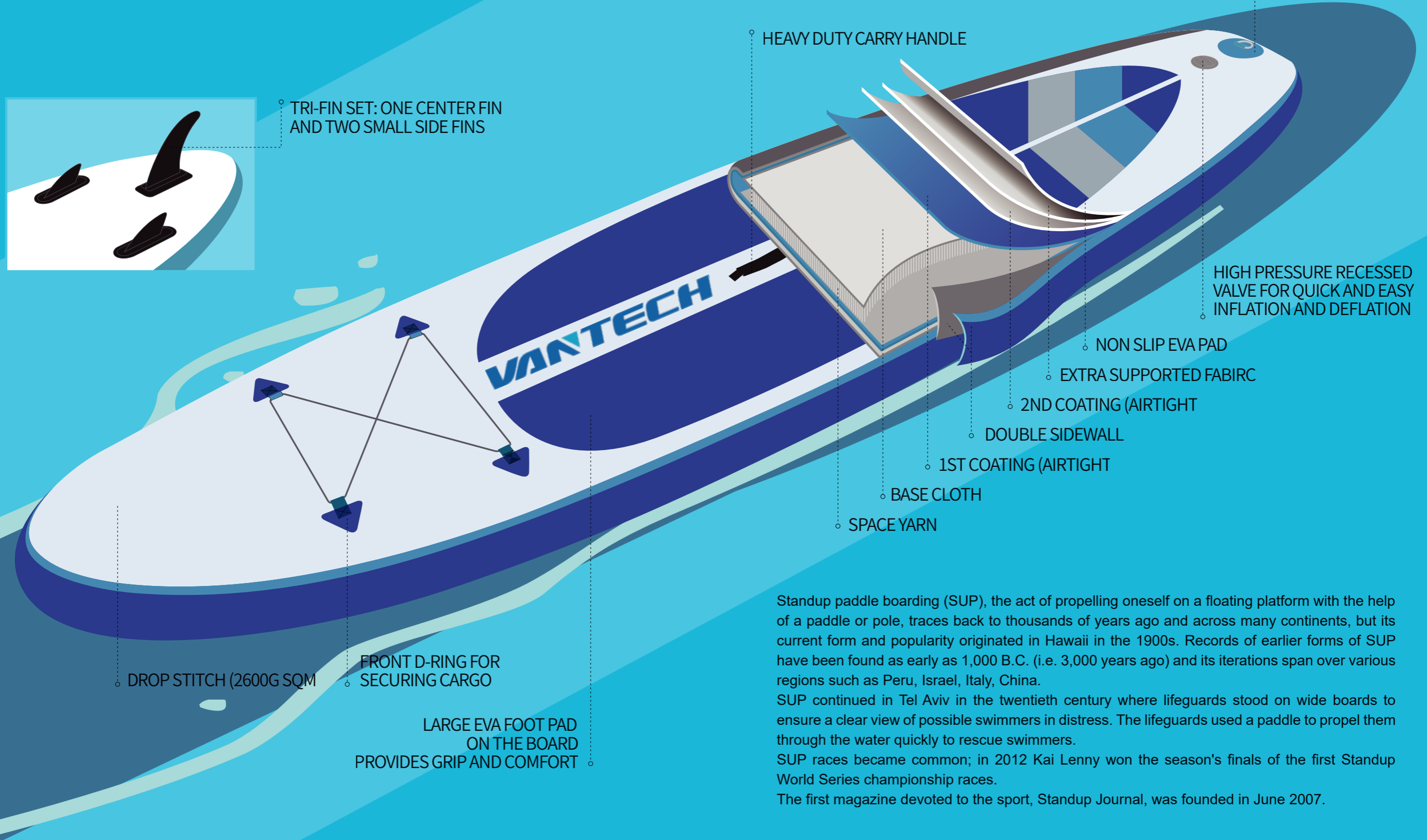
21  
ACCESSORIES



# DESIGN INNOVATION HAPPENS UPSTREAM



TRI-FIN SET: ONE CENTER FIN AND TWO SMALL SIDE FIN



STAINLESS STEEL D-RING FOR ATTACHING SAFETY LEASH TO PADDLER (OPTIONAL)

HEAVY DUTY CARRY HANDLE

HIGH PRESSURE RECESSED VALVE FOR QUICK AND EASY INFLATION AND DEFLATION

NON SLIP EVA PAD

EXTRA SUPPORTED FABRIC

2ND COATING (AIRTIGHT)

DOUBLE SIDEWALL

1ST COATING (AIRTIGHT)

BASE CLOTH

SPACE YARN

DROP STITCH (2600G SQM)

FRONT D-RING FOR SECURING CARGO

LARGE EVA FOOT PAD ON THE BOARD PROVIDES GRIP AND COMFORT

Standup paddle boarding (SUP), the act of propelling oneself on a floating platform with the help of a paddle or pole, traces back to thousands of years ago and across many continents, but its current form and popularity originated in Hawaii in the 1900s. Records of earlier forms of SUP have been found as early as 1,000 B.C. (i.e. 3,000 years ago) and its iterations span over various regions such as Peru, Israel, Italy, China.

SUP continued in Tel Aviv in the twentieth century where lifeguards stood on wide boards to ensure a clear view of possible swimmers in distress. The lifeguards used a paddle to propel them through the water quickly to rescue swimmers.

SUP races became common; in 2012 Kai Lenny won the season's finals of the first Standup World Series championship races.

The first magazine devoted to the sport, Standup Journal, was founded in June 2007.



# SUP SERIES



## AIR DRIVE

### KEY STANDARD

- Durable 4" (10cm) single layer drop stitch core material
- Fins: Two modeled side fins and one center fin for directional stability
- Quick inflation /deflation air valve
- Stainless steel D ring on the tail for leash
- Adjustable aluminum paddle can be used
- Optimum air pressure in all conditions ,up to 15psi

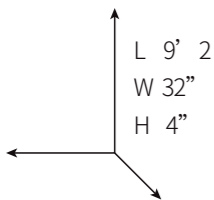
### PACKAGE INCLUDES

- One 3-shafted aluminum adjustable oar
- One Hand pump with pressure gauge
- One Professional carry bag
- One Valve wrench
- One Repair kit



### OPTION

- 12V 20psi electric pump
- Safety leash
- Life jacket
- Seat



ITEM	INFLATED SIZE	VOLUME	MAX PLAYLOAD	PRESSURE GAUGE	NET WEIGHT	TECHNOLOGY
AIR DRIVE	9' 2*32" *4"	180L	85kgs	15PSI/0.9bar	6.4kgs	drop stitch

# SUP SERIES



## AIR DRIVE

### KEY STANDARD

- Durable 4" (10cm) single layer drop stitch core material
- Fins: Two modeled side fins and one center fin for directional stability
- Quick inflation /deflation air valve
- Stainless steel D ring on the tail for leash
- Adjustable aluminum paddle can be used
- Optimum air pressure in all conditions ,up to 15psi

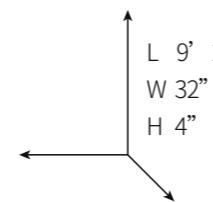
### PACKAGE INCLUDES

- One 3-shafted aluminum adjustable oar
- One Hand pump with pressure gauge
- One Professional carry bag
- One Valve wrench
- One Repair kit



### OPTION

- 12V 20psi electric pump
- Safety leash
- Life jacket
- Seat



ITEM NO.	INFLATED SIZE	VOLUME	MAX PLAYLOAD	PRESSURE GAUGE	NET WEIGHT	TECHNOLOGY
AIR DRIVE	9' 2*32" *4"	180L	85kgs	15PSI/0.9bar	6.4kgs	drop stitch

# SUP SERIES



## AIR DRIVE

### KEY STANDARD

- Durable 6" (15cm) single layer drop stitch core material
- Fins: Two modeled side fins and one center fin for directional stability
- Quick inflation /deflation air valve
- Stainless steel D ring on the tail for leash
- Adjustable aluminum paddle can be used
- Optimum air pressure in all conditions ,up to 15psi

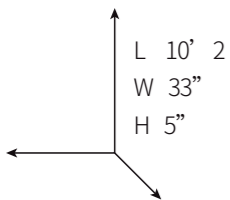
### PACKAGE INCLUDES

- One 3-shafted aluminum adjustable oar
- One Hand pump with pressure gauge
- One Professional carry bag
- One Valve wrench
- One Repair kit



### OPTION

- 12V 20psi electric pump
- Safety leash
- Life jacket



ITEM	INFLATED SIZE	VOLUME	MAX PLAYLOAD	PRESSURE GAUGE	NET WEIGHT	TECHNOLOGY
AIR DRIVE	10' 2*33" *5"	260L	135kgs	15PSI/0.9bar	8.0kgs	drop stitch

# SUP SERIES



## AIR DRIVE

### KEY STANDARD

- Durable 4" (10cm) single layer drop stitch core material
- Fins: Two modeled side fins and one center fin for directional stability
- Quick inflation /deflation air valve
- Stainless steel D ring on the tail for leash
- Adjustable aluminum paddle can be used
- Optimum air pressure in all conditions ,up to 15psi

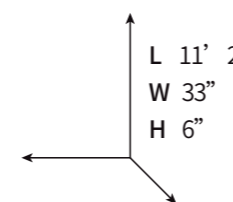
### PACKAGE INCLUDES

- One 3-shafted aluminum adjustable oar
- One Hand pump with pressure gauge
- One Professional carry bag
- One Valve wrench
- One Repair kit



### OPTION

- 12V 20psi electric pump
- Safety leash
- Life jacket
- Seat



ITEM NO.	INFLATED SIZE	VOLUME	MAX PLAYLOAD	PRESSURE GAUGE	NET WEIGHT	TECHNOLOGY
AIR DRIVE	11' 2*33" *6"	335L	150kgs	15PSI/0.9bar	9.0kgs	drop stitch

# SUP SERIES

## AIR TOURING

### KEY STANDARD

- Durable 6" (15cm) single layer drop stitch core material
- Fins: Two modeled side fins and one center fin for directional stability
- Quick inflation /deflation air valve
- Stainless steel D ring on the tail for leash
- Adjustable aluminum paddle can be used
- Optimum air pressure in all conditions ,up to 15psi

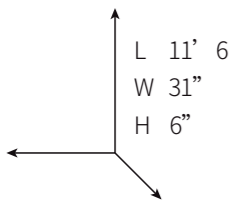
### PACKAGE INCLUDES

- One 3-shafted aluminum adjustable oar
- One Hand pump with pressure gauge
- One Professional carry bag
- One Valve wrench
- One Repair kit



### OPTION

- 12V 20psi electric pump
- Safety leash
- Life jacket
- Seat



ITEM	INFLATED SIZE	VOLUME	MAX PLAYLOAD	PRESSURE GAUGE	NET WEIGHT	TECHNOLOGY
AIR TOURING	11' 6*31" *6"	305L	140kgs	15PSI/0.9bar	8.5kgs	drop stitch

# SUP SERIES

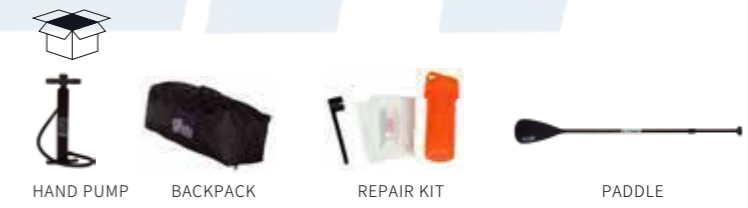
## AIR FORCE

### KEY STANDARD

- Durable 6" (15cm) single layer drop stitch core material
- Fins: Two modeled side fins and one center fin for directional stability
- Quick inflation /deflation air valve
- Stainless steel D ring on the tail for leash
- Adjustable aluminum paddle can be used
- Optimum air pressure in all conditions ,up to 15psi

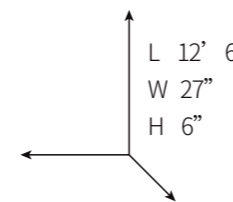
### PACKAGE INCLUDES

- One 3-shafted aluminum adjustable oar
- One Hand pump with pressure gauge
- One Professional carry bag
- One Valve wrench
- One Repair kit



### OPTION

- 12V 20psi electric pump
- Safety leash
- Life jacket
- Seat



ITEM NO.	INFLATED SIZE	VOLUME	MAX PLAYLOAD	PRESSURE GAUGE	NET WEIGHT	TECHNOLOGY
AIR FORCE	12' 6*27" *6"	290L	135kgs	15PSI/0.9bar	8.5kgs	drop stitch



# SUP SERIES



## AIR SQUAD

### KEY STANDARD

- Durable 6" (15cm) single layer drop stitch core material
- Fins: Two modeled side fins and one center fin for directional stability
- Quick inflation /deflation air valve
- Stainless steel D ring on the tail for leash
- Adjustable aluminum paddle can be used
- Optimum air pressure in all conditions ,up to 15psi

### PACKAGE INCLUDES

- One 3-shafted aluminum adjustable oar
- One Hand pump with pressure gauge
- One Professional carry bag
- One Valve wrench
- One Repair kit

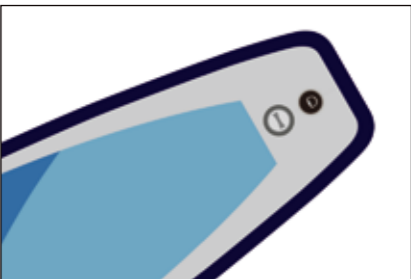
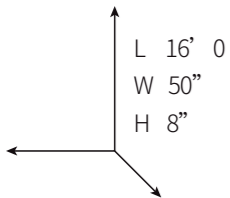


HAND PUMP

BACKPACK

REPAIR KIT

PADDLE



### OPTION

- 12V 20psi electric pump
- Safety leash
- Life jacket
- Seat



60KGS

3  
FIXED FINS

119L

ITEM	INFLATED SIZE	VOLUME	MAX PLAYLOAD	PRESSURE GAUGE	NET WEIGHT	TECHNOLOGY
AIR SQUAD	16' 0*50" *8"	1015L	285kgs	15PSI/0.9bar	18.0kgs	drop stitch




ENJOY THE WATER!



# THE NEW MODEL CONTINUES TO BE UPDATED




ALL AROUND-101



ALL AROUND-201



ALL AROUND-301



ALL AROUND-401



ALL AROUND-501



ALL AROUND-601



TOURING-101




TOURING-201




THE NEW MODEL CONTINUES TO BE UPDATED

RACING-101



RACING-201



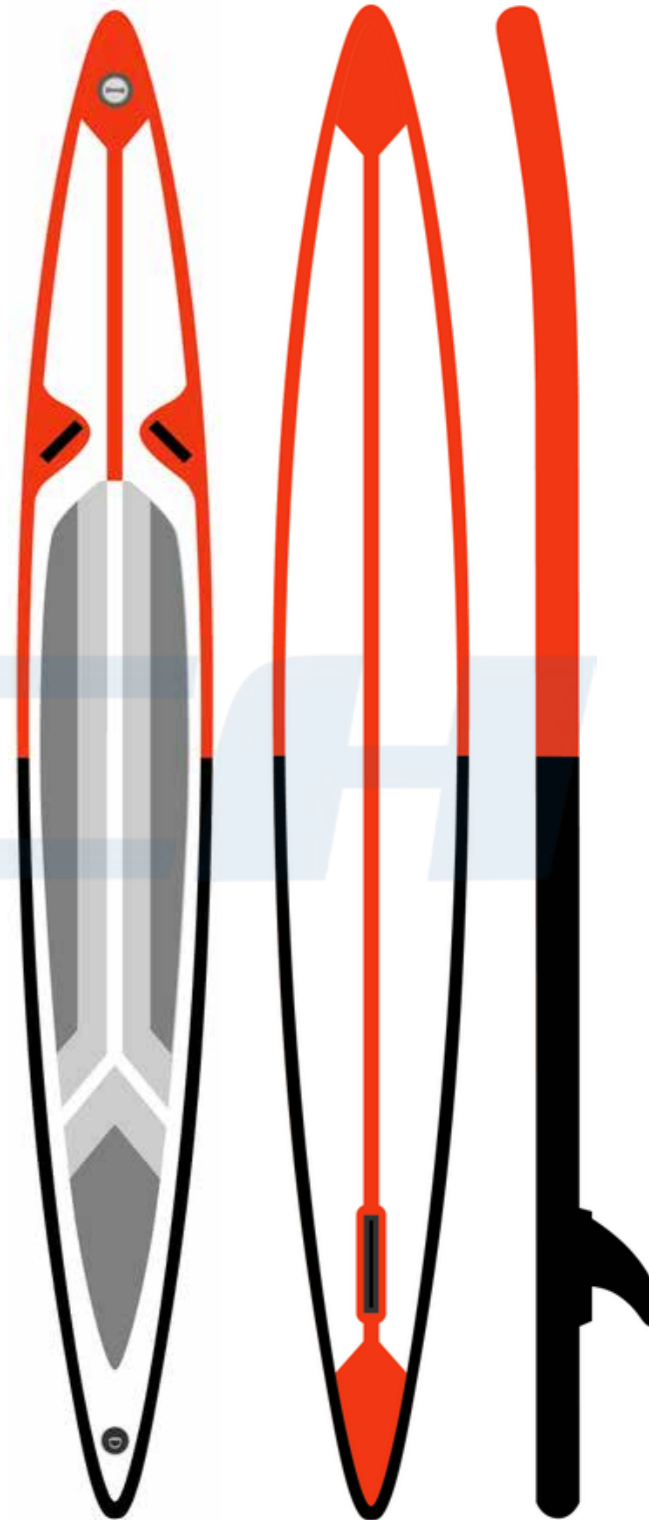
SPEED-001

12'6" \* 26" \* 6"



SPEED-201

14'0" \* 27" \* 6"






**SIMPLE PEACE  
THAT'S IMPORTANT!**



**SUP SERIES**



**GYMNASTICS MAT**

**KEY STANDARD**

- Durable 6" (15cm) single layer drop stitch core material
- Quick inflation /deflation air valve
- Hand handle on the bottom
- Optimum air pressure in all conditions ,up to 15psi

**PACKAGE INCLUDES**

- One Hand pump with pressure gauge
- One Professional carry bag
- One Valve wrench
- One Repair kit



HAND PUMP



BACKPACK



REPAIR KIT



**OPTION**

- 12V 20psi electric pump
- Life jacket
- Paddle



INFLATED SIZE	VOLUME	MAX PLAYLOAD	PRESSURE GAUGE	NET WEIGHT	TECHNOLOGY
250*91*15	340L	130kgs	15PSI/0.9bar	8.3kgs	drop stitch





2

**Sail:** Monofilm material Transparent window of aluminum alloy construction

**Boom:** Adjustable clamp on boom with 100% fiberglass material

**Mast:** 3 equal pieces length sections composite mast

**Cardan shaft:** High quality material, All directions can be rotated

**Sail bag:** Special bag for easy to carry

**Sizes:** Sail size of 3.0m  
Luff 300CM , Boom 135CM ,Mast 300CM

## SAIL BOARD SERIES



L 300/10'  
W 76/30"  
H 15/6"



### KEY STANDARD

- Durable 6" (15cm) double layer drop stitch core material
- Fins: Two modeled side fins and one center fin for directional stability
- Quick inflation /deflation air valve
- Insert for attaching windsurfing rig
- Multiple footstraps positions for sailing: beginner/middle / expert settings
- Stainless steel D ring on the tail for leash
- Adjustable aluminum paddle can be used
- Optimum air pressure in all conditions ,up to 15psi

### PACKAGE INCLUDES

- One 3-shafted aluminum adjustable oar
- One Hand pump with pressure gauge
- One Professional carry bag
- One Valve wrench
- One Repair kit



### OPTION


- 12V 20psi electric pump
- Safety leash
- Life jacket



INFLATED SIZE	VOLUME	MAX PLAYLOAD	PRESSURE GAUGE	NET WEIGHT	TECHNOLOGY
300*76*15 10' *30" *6"	282L	140kgs	15PSI/1bar	21kgs	reinforced DWF(MSL)



# DESIGN INNOVATION HAPPENS UPSTREAM



ALUMINUM ALLOY FLOORBOARDS  
MATERIAL PROVIDING UNPARALLELED STRENGTH  
AND DURABILITY

AIR VALVES

MARINE-GRADE PLYWOOD TRANSOM

MOLDED MOTOR MOUNT  
(MOTOR NOT INCLUDED)

ALUMINUM OARS

SAFETY-GRAB ROPES

CARRYING HANDLES

EXTRA TOUGH STRAKE PROTECTS  
AGAINST IMPACTS AND FRICTION

CARRYING HANDLES

4-AIR-CHAMBER CONSTRUCTION  
WITH HIGH-PRESSURE INFLATABLE KEEL



# BOATSSERIES



### KEY STANDARD

- Extra strength material with high-density ,sunlight resistant PVC
- 3 or more separate internal air chambers
- Maneuverable responsive and safety design
- Quick inflation /deflation air valve
- All round tow rope
- 3.0m-3.8m boat range to give more options
- Metal steel ring
- Easy to assemble floorboards and bench seats

### PACKAGE INCLUDES

- Two aluminum oars
- One foot pump
- One Professional carry bag
- One Valve wrench
- One Repair kit



### OPTION

- 12V 20psi electric pump
- Life jacket



ITEM NO.	INFLATED SIZE	AIR CHAMBER	TUBE DIAMETER	PRESSURE GAUGE	MAX PLAYLOAD	MAX PERSON	NET WEIGHT	MAX HP
BT-300AL	300*151 10' *60"	3+1	41cm	3.69psi/0.25bar	510kgs	4 adults	55kgs	10hp
BT-330AL	330*151 11' *60"	3+1	41cm	3.69psi/0.25bar	560kgs	4 adults+1 child	60kgs	15hp
BT-360AL	360*170 12' *67"	3+1	42cm	3.69psi/0.25bar	590kgs	5 adults+1 child	82kgs	20hp
BT-380AL	380*170 12' *67"	3+1	42cm	3.69psi/0.25bar	720kgs	6 adults	85kgs	25hp

# BOATSSERIES



### KEY STANDARD

- Maneuverable responsive and safety design
- 3 air chambers construction
- Quick inflation /deflation air valve
- All round grab rope with built-in grommets
- Aluminum heavy -duty two bladed paddle can be used
- Easy to assemble floorboards and bench seats

### PACKAGE INCLUDES

- One aluminum two bladed paddle
- One foot pump
- One professional carry bag
- One valve wrench
- One repair kit



### OPTION

- 12V 20psi electric pump
- Life jacket



REPAIR KIT

ITEM NO.	INFLATED SIZE	AIR CHAMBER	TUBE DIAMETER	PRESSURE GAUGE	MAX PLAYLOAD	MAX PERSON	NET WEIGHT	MAX HP
BT-200SF	200*120 7' *47"	2	31cm	2.6psi/0.18bar	220kgs	2 adults	14.5kgs	2hp
BT-230SF	230*120 8' *47"	2	31cm	2.6psi/0.18bar	300kgs	2 adults+1 child	17.5kgs	2hp
BT-265SF	265*120 9' *47"	2	31cm	2.6psi/0.18bar	360kgs	3 adults	19.5kgs	4hp



# AIR MATTRESS SERIES



AIR MATTRESS

### KEY STANDARD

- Durable 6" (15cm) single layer drop stitch core material
- Quick inflation / deflation air valve
- Optimum air pressure in all conditions, up to 15psi

### PACKAGE INCLUDES

- One Professional carry bag
- One Valve wrench
- One Repair kit

### OPTION

- 12V 20psi electric pump
- One Hand pump with pressure gauge
- Foot pump



ITEM NO.	INFLATED SIZE	MAX PLAYLOAD	PRESSURE GAUGE	NET WEIGHT	TECHNOLOGY
AB-SINGLE	188*74*15 6' *29" 6"	95kgs	9PSI/0.6bar	2.8kgs	drop stitch
AB-TWIN	188*94*15 6' *37" 6"	115kgs	9PSI/0.6bar	3.5kgs	drop stitch
AB-DOUBLE	198*137*15 7' *54" 6"	150kgs	9PSI/0.6bar	5.4kgs	drop stitch
AB-QUEEN	203*152*15 7' *60" 6"	175kgs	9PSI/0.6bar	6.1kgs	drop stitch

# ACCESSORIES SERIES


## PADDLE



ITEM NO.	APELLATION	MATERIAL	WEIGHT	DESCRIBE
AC-PD001	Paddle	Aluminum + Nylon	900g	29cm shaft+nylon paddle blade Adjustable length from 165 to 208cm
AC-PD002	Paddle	Aluminum + Nylon	1030g	29cm shaft+nylon paddle blade Adjustable length from 170 to 210cm
AC-PD003	Paddle	Aluminum + ABS	1170g	32cm shaft+abs paddle blade Adjustable length from 157 to 218cm
AC-PD004	double Fountion Paddle	Aluminum + Nylon	1165g	29cm shaft+nylon paddle blade Can use both for kayak and sup board Adjustable length from 165 to 208cm
AC-PD005	Paddle	Carbon fibre + Nylon	890g	29cm 100% carbon fibre shaft+nylon paddle blade Adjustable length from 180 to 220cm
AC-PD006	Paddle	Carbon fibre	650g	29cm 100% carbon fibre Adjustable length from 180 to 220cm
AC-PD010	Paddle	Aluminum+PP		30mm aluminum shaft +pp paddle blade Two section type:140cm use for inflatable boat under 300cm
AC-PD011	Paddle	Aluminum+PP		30mm aluminum shaft +pp paddle blade Two section type:152cm use for inflatable boat 300-360 cm
AC-PD012	Paddle	Aluminum+PP		30mm aluminum shaft +pp paddle blade Two section type :180cm Use for inflatable boat over360 cm
AC-PD013	Paddle	Aluminum+PP		25mm aluminum shaft +pp paddle blade Two section type:122cm use for normal inflatable boat



Kayak paddle: a+b+d  
Length:225cm  
Sup paddle: a+b+c  
Adjustable length from 165 to 208cm



Adjustable length from 165 to 208 cm  
Light and floating: 960g  
Shaft of 29 and 27 mm in alloy 6005-T6  
Paddle blade material: Nylon



# ACCESSORIES SERIES

## PUMP



Item No.: AC-HP001  
 Apellation: Hand pump  
 Material: PP  
 Capacity: 1.8+1.8L  
 Max pressure: 26Psi  
 Describe:  
 • Seals and anti-sand filter for long life of pump and ISUP board  
 • High airflow piston for an easier inflation  
 • Switch for double/single action  
 • Shockproof gauge meter



Item No.: AC-HP002  
 Apellation: Hand pump  
 Material: PP  
 Capacity: 1.8+1.8L  
 Max pressure: 26Psi  
 Describe:  
 • Seals and anti-sand filter for long life of pump and ISUP board  
 • High airflow piston for an easier inflation  
 • Switch for double/single action  
 • Shockproof gauge meter  
 • With deflated function



Item No.: AC-HP005  
 Apellation: Hand pump  
 Material: PP  
 Capacity: 3.5+3.5L  
 Max pressure: 26Psi  
 Describe:  
 • Switch to change comfortably from Triple to double or single.  
 • Seals and anti-sand filter for long life of pump and ISUP board.  
 • Extra long body and high airflow piston for an easier inflation  
 • Shockproof gauge meter



Item No.: AC-SP70  
 Apellation: Hand pump  
 Material: PP  
 Capacity: 2.2L  
 Max pressure: 25Psi  
 Describe:  
 • Seals and anti-sand filter for long life of pump and ISUP board.  
 • High airflow piston for an easier inflation.  
 • Switch for single action.  
 • Shockproof gauge meter.



Item No.: AC-FP001  
 Apellation: Foot pump  
 Material: PP  
 Capacity: 5L  
 Max pressure: 4Psi  
 Describe: For inflatable boats

# ACCESSORIES SERIES

## BAGS



AC-FIN001/FIN002/FIN003



AC-FIN004



AC-FIN005



AC-FIN006

ITEM NO.	APELLATION	DIMENSION (CM)	DIMENSION"	MATERIAL	DESCRIBE
AC-BAG001	Carry Bag	70*50*25	28" *16" *10"	420D Polyester	Use for normal inflatable boat
AC-BAG002	Carry Bag	120*75*36	47" *30" *14"	420D Polyester	Use for inflatable boat
AC-BAG003	Carry Bag	90*35*30	35" *14" *12"	420D Polyester	Use for SUP board
AC-BAG004	Backpack	90*32*30	35" *13" *10"	600D Polyester	Use for SUP board
AC-BAG005	Backpack	60*120	24" *47"	600D Polyester	With side net, Use for SUP board
AC-BAG006	Backpack	100*45*26	39*18" *10"	600D Polyester	Use for SUP board

## FINS



AC-FIN001



AC-FIN002



AC-FIN003



AC-FIN004



AC-FIN005

ITEM NO.	APELLATION	DIMENSION (CM)	DIMENSION"	MATERIAL	DESCRIBE
AC-FIN001	Fcs Fin	34*10	13" *4"	TPU	Reinforced Nylon, Slide in Installation
AC-FIN002	Side Fin	16*6.5	6" *3"	PVC	
AC-FIN003	Side Fin	19*6	7" *2"	PP	Removable Construction
AC-FIN004	Middle Fin	24.5*11.5	10" *5"	Nylon	Reinforced Nylon, Slide in Installation
AC-FIN005	Middle Fin	28	11"	Nylon	Reinforced Nylon, Slide in Installation

## ACCESSORIES



Item No.: AC-LS001  
 Apellation: Leash  
 Size: 9'-7mm  
 Item No.: AC-LS002  
 Apellation: Leash  
 Size: 10'-7mm  
 Item No.: AC-LS003  
 Apellation: Leash  
 Size: 11'-7mm  
 Material: TPU



Item No.: AC-EP781  
 Apellation: electric pump  
 Material: ABS+PA  
 Pressure: Max:15 Psi  
 Airflow: 70L/min  
 Cigarette lighter with DC connector, tube length 1 meter.



Item No.: AC-EP782  
 Apellation: electric pump  
 Material: ABS+PA  
 Pressure: Max:20 Psi  
 Airflow:350L/min  
 Describe: inflatable and deflatable, Starting with low pressure, will be changed to high pressure when the air pressure on 3KPa



Item No.: AC-EP783  
 Apellation: Rechargeable battery  
 Material: ABS+PA  
 Describe: Plug AC charge into the household socket for indoor charging